



ATN International Limited

18th October, 2022

To,
The Secretary,
The Calcutta Stock Exchange
Ltd.
7, Lyons Range,
Kolkata – 700 001
Scrip Code : 11047

To,
The Asst. General Manager – Listing
The National Stock Exchange of
India Ltd.
Plot No. C/1, Block-G,
Bandra Kurla Complex, Bandra (E)
Mumbai – 400 051
Scrip Code : ATNINTER

To,
The Asst. General Manager,
Department of Corporate
Services,
BSE Ltd.
25th Floor, Phiroz Jeejeeboy
Towers,
Dalal Street,
Mumbai – 400 001
Scrip Code : 511427

Dear Sir/Ma'am,

Sub: Submission of Shareholding pattern under Regulation 31 (1) (b) of SEBI (Listing Obligations and Disclosure Requirements) Regulations, 2015 for the quarter ended 30th September, 2022.

In accordance with Regulation 31 (1) (b) of SEBI (Listing Obligations and Disclosure Requirements) Regulations, 2015, Please find enclosed herewith the shareholding pattern for the quarter ended 30th September, 2022.

This is for your perusal, necessary action and record.

Thanking you,

yours faithfully,

For **ATN International Limited**
ATN INTERNATIONAL LTD.

Santosh Kumar Jain

Director/Authorised Signatory

Santosh Kumar Jain
(Managing Director)
DIN: 00174235

Regd. Office : 10 Princep Street, 2nd Floor, Kolkata - 700072
Email : atninternationallimited@gmail.com (old: info@atninternational.co.in)
website : www.atninternational.in
Phone : 91-33-4002 2880, Fax : 91-33-2237 9053
CIN : L65993WB1983PLC080793

Format of holding of specified securities


1. Name of Listed Entity: ATN INTERNATIONAL LTD. (CIN: L65993WB1983PLC08079)
2. Scrip Code 511427 Name of Scrip ATNINTER - Class of Security Equity
3. Share Holding Pattern Filed under : Reg. 31(1)(a)/Reg. 31(1)(b)/Reg. 31(1)(c)
 - a. If under 31 (1)(b) then indicate the report for Quarter ending: 30/09/2022
 - b. If under 31(1)(c) then indicate date of allotment/extinguishment

4. Declaration : The Listed entity is required to submit the following declaration to the extent of submission of information:-

Particulars	Yes*	No*
1 Whether the Listed Entity has issued any partly paid up shares?		No
2 Whether the Listed Entity has issued any Convertible Securities or Warrants?		No
3 Whether the Listed Entity has any shares against which depository receipts are issued?		No
4 Whether the Listed Entity has any shares in Locked-in?		No
5 Whether any shares held by promoters are pledged or otherwise encumbered?		No
6 Whether company has equity shares with differential voting rights?		No
7 Whether the Listed Entity has any significant beneficial owner?		

* If the Listed Entity selects the option 'No' for the questions above, the column for the partly paid up shares, Outstanding Convertible Securities/Warrants, depository receipts, locked-in shares, No of shares pledged or otherwise encumbered by promoters, as applicable, shall not be displayed at the time of dissemination on the Stock Exchange website. Also wherever there is 'No' declared by Listed Entity in above table the values will be considered as 'Zero' by default on submission of the format of holding of specified securities.

5. The tabular format for disclosure of holding of specified securities is as follows:-



ATN INTERNATIONAL LTD

Table 1 - Summary Statement holding of specified securities as on 30/09/2022

Category (I)	Nos of shareholders (II)	No. of fully paid up equity shares held (IV)	No. of Partly paid-up equity shares held (V)	No. of shares underlying Depository Receipts (VI)	Total nos. shares held (VII)=(IV)+(V)+(VI)	Shareholding as a % of total no. of shares (calculated as per SCRR, 1957) As a % of (A+B+C2)	Number of Voting Rights held in each class of securities (IX)		No of shares Underlying convertible securities (including Warrants) (X)	Shareholding as a % assuming full conversion of convertible securities (as a percentage of diluted share capital) (XI)=(VII)+(X) As a % of (A+B+C2)	Number of Locked in shares (XII)		Number of shares pledged or otherwise encumbered (XIII)		Number of equity shares held in dematerialized form (XIV)
							Class eg: x	Total			As a % of total shares held (b)	No. (a)	As a % of total shares held (b)	No. (a)	
(A) Promoter & Promoter group	4	65444	0	0	65444	0.1659	Class eg: x	65444	0	0.1659	No. (a)	0	No. (a)	0	65444
(B) Public	26518	39384556	0	0	39384556	99.8341	Total	39384556	0	99.8341	As a % of total shares held (b)	0	No. (a)	NA	36465701
(C) Non Promoter - Non Public															
(C1) Shares underlying DRs						NA									
(C2) Shares held by Employee Trusts															
Total	26522	39450000	0	0	39450000	100.0000	Class eg: x	39450000	0	100.0000	No. (a)	0	No. (a)	0	36531745



Table II - Statement Showing shareholding pattern of the Promoter and Promoter Group as on 30/09/2022

(1)	Category & Name of the Shareholders (I)	Entity type i.e. promoter OR promoter group entity (except promoter)	PAN	Nos. of shareholders (II)	No. of fully paid up equity shares held (IV)	Partly paid-up equity shares held (V)	Nos. of underlying Depository Receipts (VI)	Total nos. shares held (VII)=(IV)+(V)+(VI)	Shareholding % calculated as per SCRR, 1957 As a % of (A+B+C2) (VIII)	Number of Voting Rights held in each class of securities (X)		Shareholding % as a % assuming full conversion of convertible securities (as a percentage of diluted share capital) (XI)=(VII)+(X)	Number of Locked in shares (XII)		Number of Shares pledged or otherwise encumbered (XIII)	Number of equity shares held in dematerialized form (XIV)	
										No. of Voting Rights	% of Total Voting Rights		No. (a)	% of Total Shares held (b)			No. (a)
(a)	Individuals/Hindu undivided Family			2	42903	0	0	42903	0.1088	0	0	0.1088	0	0	0	0.0000	42903
	LALITA JAIN	Promoter	AGLPJ0648L	1	34133	0	0	34133	0.0865	0	0	0.0865	0	0	0	0.0000	34133
	ARIHANT JAIN	Promoter	ADWPJ8453B	1	8770	0	0	8770	0.0222	0	0	0.0222	0	0	0	0.0000	8770
(b)	Central Government/State Government(s)																
(c)	Financial Institutions/Banks																
(d)	Any Other (specify)																
	Bodies Corporate			2	22541	0	0	22541	0.0571	0	0	0.0571	0	0	0	0.0000	22541
	BLUE CHIP INDIA LIMITED	Promoter Group	AABC8381K	1	22441	0	0	22441	0.0569	0	0	0.0569	0	0	0	0.0000	22441
	SAVERA TRADERS LIMITED	Promoter Group	AAAC56608F	1	100	0	0	100	0.0003	0	0	0.0003	0	0	0	0.0000	100
	Sub Total			4	65444	0	0	65444	0.1659	0	0	0.1659	0	0	0	0.0000	65444
(2)	Foreign Individuals (Non-Resident Individuals/Foreign Individuals)																
(a)	Government																
(b)	Institutions																
(c)	Foreign Portfolio Investor																
(d)	Any Other (specify)																
(e)	Sub Total			0	0	0	0	0	0.0000	0	0	0.0000	0	0	0	0.0000	0
	Total Shareholding of Promoter and Promoter Group (A)=(A1)+(A2)			4	65444	0	0	65444	0.1659	0	0	0.1659	0	0	0	0.0000	65444




Table III - Statement Showing shareholding pattern of the Public shareholder as on 30/09/2022

(1)	(2)	(3)	(4)	(5)	(6)	(7)	Number of Voting Rights held in each class of securities (X)			Total Shareholding as a % assuming full conversion of convertible securities (as a percentage of diluted share capital) (X)+(VII)+(X)+(A+B+C2)	Number of Locked in Shares (XI)	Number of shares pledged or otherwise encumbered (XII)	Sub-categorization of shares (XV) under Shareholding (No. of shares) under
							No of Voting Rights	Class x	Class y				
(a)	(b)	(c)	(d)	(e)	(f)	(g)	(h)	(i)	(j)	(k)	(l)	(m)	
Category & Name of the Shareholders (I) Institutions (Domestic) Mutual Funds	No. of sharehold-ers (III)	No. of fully paid up equity shares held (IV)	Partly paid up equity shares held (V)	Nos. of shares underlying Depository Receipts (VI)	Total nos. shares held (VII)=(IV)+(V)+(VI)	Shareholding % calculate d as per SCRR 1957) As a % of (A+B+C2) (VII)	Total as a % of Total Voting rights (X)	No of shares underlying outstanding convertible securities (including Warrants) (X)	Total Shareholding as a % assuming full conversion of convertible securities (as a percentage of diluted share capital) (X)+(VII)+(X)+(A+B+C2)	No. (a)	As a % of total shares held (Not applicable) (b)	No. (c)	As a % of total equity shares held in dematerial ized form (d) (XIV)
(b) Venture Capital Funds													
(c) Alternate Investment Funds													
(d) Banks	2	1799	0	0	1799	0.0046	0.0046	0	0.0046	0	0.0000	NA	549
(e) Insurance Companies													
(f) Provident Funds / Pension Funds													
(g) Asset Reconstruction Companies													
(h) Sovereign Wealth Funds													
(i) NBFCs Registered with RBI	1	250	0	0	250	0.0006	0.0006	0	0.0006	0	0.0000	NA	250
(j) Other Financial Institutions													
(k) Any Other (specify)													
(2) Sub Total Institutions (Foreign)	3	2049	0	0	2049	0.0052	0.0052	0	0.0052	0	0.0000	NA	799
(a) Foreign Direct Investment													
(b) Foreign Venture Capital Investors													
(c) Sovereign Wealth Funds													
(d) Foreign Portfolio Investors Category I													
(e) Foreign Portfolio Investors Category II													
(f) Overseas Depositories (holding DRs) (balancing figure)													
(g) Any Other (specify)													
(3) Sub Total Central Government / State Government(s)	0	0	0	0	0	0.0000	0.0000	0	0.0000	0	0.0000	NA	0
(a) Central Government / President of India													
(b) State Government / Governor													
(c) Shareholding by Companies or Bodies Corporate where Central/State Government is a promoter													
(4) Sub Total Non-Institutions Associate Companies / Subsidiaries	0	0	0	0	0	0.0000	0.0000	0	0.0000	0	0.0000	NA	0
(a) Associate Companies / Subsidiaries													

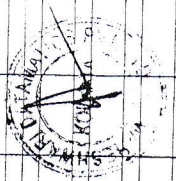



Table III - Statement showing shareholding pattern of the Public shareholder as on 30/09/2022

Category & Name of the Shareholders (i) Directors and their relatives (excluding independent directors and nominee directors)	PAN (ii)	Nos of shareholders (iii)	No. of fully paid up equity shares held (iv)	Partly paid up equity shares held (v)	Nos. of shares underlying Depository Receipts (vi)	Shareholding % calculate as per SCRR, 1957 As a % of (A+B+C2) (vii)	Number of Voting Rights held in each class of securities (ix)			Total Shareholding as a % assuming full conversion of convertible securities (as a percentage of diluted share capital) (X)=(VII)+(X)+(XI)+(XII)+(XIII)	Number of Locked in shares (xii)	Number of shares pledged or otherwise encumbered (xiii)	Sub-categorization of shares (xv) Shareholding (No of shares) under				
							Class x	Class y	Total Class x / Total								
(b)																	
(c)																	
(d)																	
(e)																	
(f)																	
(g)		25509	29185239	0	0	73.9803	29185239	0	29185239	73.9803	0	0.0000	NA	27593534	0	0	0
(h)		41	4429117	0	0	11.2272	4429117	0	4429117	11.2272	0	0.0000	NA	3299167	0	0	0
(i)		302	500005	0	0	1.2674	500005	0	500005	1.2674	0	0.0000	NA	324155	0	0	0
(j)																	
(k)																	
(l)		282	4177027	0	0	10.5882	4177027	0	4177027	10.5882	0	0.0000	NA	4156927	0	0	0
(m)		1	500	0	0	0.0013	500	0	500	0.0013	0	0.0000	NA	500	0	0	0
		340	921846	0	0	2.3367	921846	0	921846	2.3367	0	0.0000	NA	921846	0	0	0
		40	168773	0	0	0.4278	168773	0	168773	0.4278	0	0.0000	NA	168773	0	0	0
		26515	39382507	0	0	99.8269	39382507	0	39382507	99.8269	0	0.0000	NA	36464902	0	0	0
		26518	39384556	0	0	99.8341	39384556	0	39384556	99.8341	0	0.0000	NA	36465701	0	0	0
Details of the shareholders acting as persons in Concert																	
NIL																	



Table IV - Statement Showing shareholding pattern of the Non Promoter - Non Public shareholder as on 30/09/2022

Category & Name of the Shareholders (I) Custodian / DR Holder	PAN (II)	No of shareholders (III)	No. of fully paid up equity shares held (IV)	Party paid-up equity shares held (V)	Nos. of underlying Depository Receipts (VI)	Total nos. shares held (VII)=(IV)+(V)+(VI)	Shareholding % calculated as per SCRR, 1957) As a % of (A+B+C2) (VIII)	Number of Voting Rights held in each class of securities (X)			Total Shareholding as a % assuming full conversion of convertible securities (as a percentage of diluted share capital) (XI)=(VII)+(X) As a % of (A+B+C2)	Number of Locked in shares (XII)	Number of shares pledged or otherwise encumbered (XIII)	Number of equity shares held in dematerialized form (XIV)
								No of Voting Rights	Class x	Class y				
								Total as a % of Total Voting rights (X)						
(1)								0	0	0	0	0	0	0
(2)	Employee Benefit Trust/Employee Welfare Trust under SEBI (Share based Employee Benefits and Sweat Equity) Regulations, 2021							0	0	0	0	0	0	0
	Total Non Promoter - Non Public Shareholding (C)=(C1)+(C2)							0	0	0	0	0	0	0



ATN INTERNATIONAL LTD.

Annexure


Table V - Statement showing details of significant beneficial owners as on 30/09/2022

Sr No	Details of the (SBO)		Details of the registered owner			Details of holding / exercise of right of the SBO in the reporting company, whether direct or indirect:				Date of creation / acquisition of significant beneficial interest	
	Name	Nationality	Name	PAN / Passport No. in case of a foreign national	Nationality	Shares (%)	Voting rights (%)	Rights on distributable dividend or any other distribution (%)	Exercise of control		Exercise of significant influence



Table VI - Statement showing foreign ownership limits

	Board approved limits	Limits utilized
As on shareholding date		
As on the end of previous 1st Quarter		
As on the end of previous 2nd Quarter		
As on the end of previous 3rd Quarter		
As on the end of previous 4th Quarter		



ATN INTERNATIONAL LTD.				
Shareholding Summary as on 30/09/2022				
As per Folio/Client Id				
Form	No of Records	% to Total Records	No of Shares	% to Total Shares
PHYSICAL	5371	19.9317	2918855	7.3989
NSDL	14170	52.5847	22339113	56.6264
CDSL	7406	27.4836	14192032	35.9747
TOTAL	26947	100.0000	39450000	100.0000

